

# Nambour Orchid News

June 2017

## Nambour Orchid Society

**Business meeting** is held on the 4th Saturday of each month at 12.45pm prior to the cultural meeting

All members are welcome to attend.

**Cultural meeting** is held on the 4th Saturday of the month at the Nambour Uniting Church Hall, Coronation Ave., Nambour at 2pm.

All members and visitors are welcome.

**Plants are to be tabled by 1.30pm for judging.**

**The Species appreciation Group** get together is held monthly from February to November at member's homes. Contact the Secretary for details.

**All STOCQ** members are welcome. Bring your flowering species plants, a chair, a cup and a plate to share for afternoon tea.

**Supporters of  
Cittamani  
Hospice Service**



## Judges Choice June



**Dendrobium Essie Banks - Marty & Anita**

## Directory of Office Bearers

Patron	Rob Wright	
President	Gina McMonagle	07 5439 6353
Vice President	G Robertson	07 5442 1288
Secretary	Alison Parkes	07 5441 7201
Treasurer	Jean Harris	07 5445 3307
Editor	Richard Hand	07 5442 2879



## **Secretary news .**

Guest Speaker for the July meeting is Alex Moore from Cittamani Hospice Service. Alex is the Director of Cittamani, and we can look forward to finding out a little more about the wonderful work done by them in our community. Cittamani is the Society charity of choice which we support annually from funds raised through our shows.

Palmwoods Arts & Craft group hold their craft fest on Saturday 29<sup>th</sup> July at the Palmwoods Bowls Club. Our society erects a small table display at this event and supports it for the day to promote the society and our upcoming Spring show. If you can help with a couple of plants please come along at 7.30am to bring your plants.

Maroochy Orchid Society show is being held on Friday 4<sup>th</sup> & Saturday 5<sup>th</sup> August at the Milwell Road Community Centre at the back of Sunshine Plaza. Set up is on Thursday 3<sup>rd</sup> from 4pm. This is a benched show, members will need to do their own labels.

Agnes Water show is on the weekend of 12/13<sup>th</sup> August. This show will also host the STOCQ and the OQI meeting on Saturday. Text extract below from Secretary John Rees.

Full details previously forwarded to members.

This is a call to the meeting at 1:30PM Saturday 12<sup>th</sup> Aug.2017 hosted by Agnes Water O&FS at Agnes Water in their community hall

The schedule for this meeting will be to hold the meeting and follow it with OQI meeting which is a sort of AGM to receive the financial statement.

**The August species get together will be at the Maroochy Botanic Gardens on Saturday August 12<sup>th</sup> @ 2pm. It will be held in the Maroochy Arts & Ecology Centre in the multipurpose room.**

**A big thank you to the members who provided afternoon tea for the last meeting. As our numbers continue to grow, your efforts are very much appreciated.**

## **President's Report**

Here we are, just past the half way mark for 2017 with our Spring and Species Shows, looming on the horizon as well as shows by other Societies in our region. It's a good time to take stock and prepare your orchids for the shows by tidying up old flower spikes, staking emerging flower spikes on Phalaenopsis and checking any plants for pests and fungal and bacterial problems.

At our June meeting Marty took us on a visual tour of Amsterdam, with lots of photos of the wide variety of bicycles that are found on the streets of that fair city. Also while in Holland he and Anita visited the Kerkenhof Gardens when the tulips were in glorious display and, yes there were orchids! Marty photographed several blue Phalaenopsis flowers as well as tulips and bicycles. A blue Phalaenopsis flower was first made in Japan by splicing genetic material from a plant that we regard as a weed, but has a bright blue flower, with a white Phalaenopsis. Isn't science amazing?

The Nambour Garden Expo has just finished and once again we had an attractive display on show in the marquee that is set aside for garden clubs and other organizations on the Sunshine Coast. Many thanks to all who assisted over the 4 days, by setting up the display, supplying plants and being in attendance during the show. We continued the theme of Australian native orchids with several of Beryl Robertson's botanical water colours as well as photographs of various orchids with informative descriptions on laminated cards. (Thanks Alison)

Our entry in the decorated shovel contest looked great and it was a lot of fun putting it together. We now have a resident poet in Jean Harris!

Congratulations to Beryl Robertson for her first in the floral art competition. It looks like the artistic tradition is continuing with floral art entries submitted by 3 generations of her family. Gina

## **Culture Corner - Up and Running**

The Culture Corner was introduced at the March meeting and its popularity has been increasing monthly, fourteen members participating in the June session. The main purpose is to provide an opportunity for members, particularly those new to orchid growing, to obtain advice about pests, diseases, repotting and general information. The sessions extend from 1:15 to 1:45 on meeting days. The format is that members bring along any "problem" plants and a small panel of experienced growers give advice about problem plants. The panel also answers questions and, when time permits, a panel member gives a short talk on a particular genus. All members, regardless of experience, are welcome to attend and participate in discussions. Members bringing diseased or pest-infected plants are asked to keep the plants on closed plastic bags so to reduce the risk of infecting other plants at the meeting.

Pat Mann will be joining the panel at the July meeting to share her extensive knowledge on the culture of Cymbidiums in our region. The contributions of experienced growers who attend by invitation are greatly appreciated. *Charlie McMonagle - Convenor*

**A reminder for all winners of Judges Choice, cultural awards etc. at both our meetings, please send a few lines on how you grow your plants, growing conditions and anything relevant, for inclusion in the Newsletter to [rhand39@gmail.com](mailto:rhand39@gmail.com). Information is required two weeks prior to the monthly meeting**

A selection of plants on display at June meeting



*Ascocentropsis pusilla* - Richard



Ctt. Portia - Michael & Betty



Rth Roy's Magic - Col & Marilyn



Ett. Volcano Trick 'Orange Fire'  
Judy



Coel. *fuscescens* - Wayne



Monnierara Millennium Magic  
Michael & Betty



Phal. Ming-Hsing Cinderella  
x Phal. Fushing Pink Pearl  
Charlie & Gina



Rlc. Cherise Nishioka - Bert & Merlyn



Rth. Rosella's Graceful Moon  
Graham & Beryl



*Acampe ochracea* - Charlie & Gina




Bulb. *Lasiochilum* - Duncan



Cycnodes Taiwan Gold - Graham & Beryl



Rhy. *Digbyana* - Graham & Beryl



Den. Alisun mini compact Barry

## Judges Choice - June - Dendrobium Essie Banks

Late last century on Mount Tamborine there was a native orchid nursery called Merrellen Orchids owned by Ted & Barbara Gregory. They had a reputation for growing large specimen plants in platters. Anita and I bought many plants from them and during one of our visits I asked Ted how he grew such large specimen plants and his reply in part was "It takes about twenty years".



This plant is a good example of his advice.

We obtained the plant as a 50mm tube in 1999 as a prize at a John Oxley Orchid meeting.

*Dendrobium* Essie Banks is a cross, registered in 1983, of Hilda Poxon and *speciosum*, Hilda Poxon is a cross of *speciosum* and *tetragonum*.

This can be written as: *Dendrobium* Essie Banks = *Dendrobium* (*speciosum* x *tetragonum*) x *speciosum*

From this you can see that it is 3/4 *speciosum* and 1/4 *tetragonum* and as expected it looks like a slightly smaller slender *speciosum*.

It has lived, for many years, in roughly the same position in the greenhouse under 50% shade cloth, potted in a 300mm squat port pot in course bark. Fertilizing, as with most of our orchids, is three grams per litre of mix using 8-9 month Hi K Osmocote (about three and half teaspoons) put on annually in spring.

This a no fuss plant, flowers reliably about mid winter, and is worth the space it takes up. **Marty and Anita**

## Judges Choice - Novice - Paphiopedilum Memoria Helene Colbert 'Shapely Geisha'



Having recently moved into our new home at Palmwoods, the transportation of my orchids from the Beaudesert shade house was a worrying experience, as a temporary accommodation for my collection of Paphs had to be built in a rather hurried manner. The best way to describe the current shelter is a long three-high shelf system of water pipe and weldmesh alongside the narrow eastern side of the house. It is shaded by a long high fence and covered in 75% shade cloth on top and one side with additional solid plastic shade over the top to prevent direct rainfall onto the collection.

The plants receive reflected light of a morning from the house with a very brief exposure to filtered sun during the day.

I repot my paphs every two years in various mixtures of soaked Kiwi Bark, Coir, Perlite, Charcoal, Clay Balls together with a little 'medium' shell grit. A little Dolomite and blood and bone may be added at times.

Where ever possible, I repot into clear plastic drinking cups with four drainage holes punched in the sides about 10 - 15mm from the

base.

This forms a small water reservoir in the bottom of the cup, allows me to observe root growth and to check on the amount of moisture in the cup. I find that the clear plastic cups I use fit snugly into a P 100 SS Paph Pot. Obviously larger Paphs are potted direct into black plastic pots.

Watering is weekly during winter, and twice a week during growing periods. An overall misting is applied during hot dry periods.

Fertilizing is at odd times during winter, but more regularly during the growing season. Pesticides and fungicides are sprayed on the foliage at regular intervals. **Barry**

## MANAGING A MIXED COLLECTION by Brian Milligan


I'm occasionally asked the question "How do you water a mixed collection of orchids?" Thoughtfully is the simple answer! Sprinkler systems water all orchids within their reach uniformly, regardless of their needs. Unless you have several shade-houses or glasshouses that you can devote to different groups of orchids, watering by automatic sprinkler systems will not give best results (besides being illegal in this time of drought).




Hand watering is much more selective, provided that the grower recognises those orchids that need more frequent watering than others. The period between watering depends not only on the orchid genus concerned but also on the nature of the potting mix and the time of year. Cattleyas and some other orchids with thick roots like to dry out before being watered again, whereas others with fine roots, such as odontoglossums and masdevallias, prefer to be kept uniformly moist. Orchids potted in open bark mixes need to be watered twice as often as those grown in sphagnum moss. And many orchids (but certainly not all) need a comparatively dry 'resting period' during winter.

To succeed with a mixed collection you must recognise the individual requirements of your orchids and group them accordingly. For a start, group all those orchids potted in moss separately, so that they can be watered less often than the others. Then the cattleyas should be grouped together, so that they can be allowed to dry out before they are watered again.

The cattleyas should be hung near the roof, or placed where they receive more light than most other orchids. One end of my glasshouse is covered with a second layer of shade cloth during summer, so that I can grow cattleyas and other light-loving orchids at one end, & odontoglossums and masdevallias at the other (shadier) end.



Contrary to most advice, I grow a few plants beneath the benches in my glasshouse, and find that some seedlings do well there, especially in summer. If you grow orchids beneath your benches, you will need to install a 'drip tray' immediately below the top bench to prevent water falling on the plants below. A small fan to provide air circulation beneath the bench is also recommended. Do not place flowering plants beneath the benches, because their flower stems invariably elongate and twist as they search for more light.



Watering in summer is easier to manage than it is in winter. Most orchids need frequent and regular watering in summer, the main growing season. It is difficult to over-water them, provided that the potting mix is free draining. Watering in winter is another matter, and for success you really need to know the conditions under which the various genera live in nature. Some orchids, like *Laelia anceps*, receive little or no rain during winter in their native Mexican mountains, although the weather is sometimes foggy. On the other hand, orchids growing on mountains in the Philippines receive rain nearly every day, summer and winter.

In summary, the best way to manage a mixed collection of orchids is to learn their individual requirements, group them accordingly, and then treat each group separately. In practice it's easier said than done, especially when it comes to hybrids between species or genera with different requirements. No doubt you will have to compromise but take heart from the fact that orchids growing in nature regularly experience droughts, floods, heat waves, cold spells and attacks by pests and diseases, yet still survive. If you get things right, you should be able to grow them better than they usually do in the wild! **Brian Milligan**

NOTES:

Generally speaking, in SEQld, we don't need to hang our Cattleya high in the bushhouse.

Placed on benches is fine for them. Only hang if you run out of room on the bench.

Photos are of Mal's Bush House

## Results for Popular Vote - June

Class	1 <sup>st</sup>	2 <sup>nd</sup>	3rd
Cattleya <i>Rlc.Pink Delight.</i> Charlie & Gina.	C.Portia Coerulea'. Michael & Betty.	Rlc.Glenn Maidment x Rlc. George King. Charlie & Gina.	Rlc.Cherise Nishioka (Rlc.HawaiianLightning x Rlc.Lawless Freischütz). Bert & Merlyn.
Vanda	<i>Phal.Ming-Hsing</i> Cinderella x <i>Fusheng Pink Pearl.</i> Charlie & Gina.	V. Wacharin. Richard.	Van. Charlie Kham. Richard.
Oncidium	<i>Onc. Tiger Brew</i> 'Floricultura'. Marty & Anita.	Oncidium type unknown. Col & Marilyn.	Wils.Space Mine 'Red Rendezvous'. Marty & Anita.
Native Hybrid	<i>Denrobium Essie</i> Banks. Marty & Anita.	Den.Hilda Poxon. Tom.	NE
Novice	<i>Cym.unknown.</i>	<i>Paph.Mem.Helene Colbert</i> 'Shapely Geisha'. Barry.	<i>Paph. insigne</i> var. Royalty. Barry.
Dendrobium <i>Den.Fraser's</i> <i>Caramel Twist.</i> Tom.	Den.Little Green Apples. Rob & Joan.	Den.Buddy Brown. Bert & Merlyn.	Den.Floralia. Richard.
Other Hybrid	Monn.Millennium Magic 'Witchcraft'. Michael & Betty.	<i>Cycnoches Taiwan Gold.</i> Graham & Beryl.	NE.
Species <i>Paph.gratrixianu</i> <i>m.</i> Graham & Beryl.	Bulb. <i>bravescens.</i> Duncan.	Bulb. <i>grandiflorum.</i> June. Tie with <i>Den.chrysopterum.</i> Graham & Beryl.	<i>Rhy.digbyana.</i> Graham & Beryl.
Foliage	<i>Maiden Hair Fern.</i> Marty & Anita.		NE.

**JUDGES CHOICE OVERALL: *Dendrobium Essie Banks, Marty & Anita.***

### NOTES:

**Judges Choice in Blue.** NE means no entry. Surnames of winners have not been used for reasons of security.

In the shortened genera names, Rly. is short for Rhytonleya, a generic cross between Broughtonia, Cattleya and Rhyncholaelia.

Monn. Is short for Monnierara which consists of the genera Mormodes, Catasetum, Cycnoches. Mormodes x Catasetum = Catamodes. Mormodes x Cycnoches = Cycnodes.

**FOR SALE**

Any Nambour Orchid Society member may use this space free of charge, if you have any Orchid related items for sale,. Please send your ad to [rhand39@gmail.com](mailto:rhand39@gmail.com) no later than 2 weeks prior to the monthly meeting

## Nambour Orchid Society Show Calendar 2017

(NOS commitment in blue)

### August

Fri/Sat 4/5th (set up Thur 3rd)	Maroochydore OS show	Milwell Road Community Centre, Maroochydore
Sat/Sun 12/13th (set up Fri 11th)	Agnes Water OS show	Agnes Water Community Centre,
Sat. 13th	STOCQ & OQI Meeting	71 Springs Road, At Agnes Water Show

### September

Fri/Sat 1st/2nd (set up Thur 31st Aug)	Nambour OS Spring Show	Uniting Church Hall, Coronation Ave, Nambour
Fri/Sat 1st/2nd (set up Thur 31st Aug)	Childers OS Spring Show	Cultural Centre, Childers
Fri/Sat. 15/16th. setup 3pm 14th	Catholic hall	Tewantin
Fri/Sat 22/23rd (set up Thur 21st)	Glasshouse Country OS show	Beerwah Community Hall, Peachester Road

### October

Fri 30th Sept & Sat 1st Oct	Bribie Island OS Show	The Orchid House,
Sat/Sun 7/8th	Hervey Bay OS show	PCYC, O'Rourke Street, Pialba
Fri/Sat 27/28th (set up Thur 26th)	Nambour OS Species Show	Uniting Church Hall, Coronation Ave, Nambour

### November

Sat. 4th	STOCQ & OQI Meeting	Hosted by Glasshouse Country OS
Sat/Sun 4/5th	Pumicestone Dist. OS show	CT Williams Hall, Showgrounds, Caboolture
Sat/Sun 11/12th	Orchid Species Soc. Show	Auditorium, Botanic Gardens, Mt Cootha

### 2019 September

Sat/Sun 14th & 15th Sept	STOCQ Orchidfest	Hosted by Rockhampton Orchid Soc.
--------------------------	------------------	-----------------------------------



Our Display at Nambour Garden Expo



Entry in Shovel competition Garden Expo