




Nambour Orchid News.

July 2020

Posting photos of our plants on Facebook has been great for showing, sharing & keeping in touch, below are a few of them, hopefully we will get back to normal soon, in the meantime keep them coming



Strange things happen in strange time, any stories you have please send them in.

Here's one I heard : last week involving a husband & wife both members going to town, husband opened the gate, wife drives through & went to town leaving husband holding the gate & locked out of the house



Secretary news July:

Well things certainly keep changing as far as Covid 19 is concerned. Your committee is constantly monitoring the changes and working with Uniting Church towards getting us back to meetings in a Covid safe environment. We have submitted our Hirer's Safety Plan for a possible return to meetings by the 22nd August. We will keep you posted.

In the meantime, Richard still needs articles and photos to keep your newsletter going. A big thank you to Richard for the mighty effort he has put in so far under very difficult circumstances to keep us all connected. Remember to **include the name of your plant with the Photo for inclusion in the newsletter & on the page.**

At our July committee meeting, we made a decision to cancel our Spring show in September. At this stage it is a wait and see on our species show in late October.

As an additional attachment to your newsletter this month you will receive information setting out the details of how we can return to meetings in a safe Covid way. Please read this information carefully as it is designed for all our safety.

Delivery Run Orchidaceous supplies

Well the deliveries are now well and truly in place and well supported. Thanks to everyone involved, from those who placed the orders to those who allowed their places to be a drop off point. Drop off for Nambour is 10 Acacia Street Parklands. Orders to be a minimum of \$20.00

The members can place their orders via email, via order from our website or by phone, and payment would have to be by electronic funds transfer. (details below) or credit card (phone us with card details).

Please ensure we have your email address and phone number, so we can contact you if we have to.

If you order via the website – we need to know it is a delivery run order. Either note this on the order or send us an email to let us know

Delivery will be on Wednesday 5th August with orders in by 6.00am Monday 3rd August. Orders after that time will have to go to the next trip.

Get orders in early – “first in best dressed” as space may be at a premium. If we get too many orders, we may have to push them back to the next trip.

EFT Payment BSB 064421 Account No.10455602 Account Name Orchidaceous Supplies

Our Facebook page has been busy, with several members posting their photos for all to see. If you have not yet liked our page please have a look and click on the like button.

President's Report

Another month gone and we are still dealing with the effects of this pesky virus. By now I am guessing that your gardens and orchids are in great shape and from some of the comments I have heard, you all have prize winning orchids! It will be fantastic if – and it may be a big “IF” – we can get back to our usual monthly meeting. The committee has been meeting each month with thanks to Rod and Jan for providing us with a pleasant outdoor venue. With the uncertainty that each day brings, lets keep positive about the future. Keep those photos coming into Richard so that we can select some prize winners at the end of the year.

Some words from Roger Rankin for all you who grow and love ‘different’ orchids – “Orchid awards are like fish nets; they often catch the large and splashy and let the small and sweet go” **Gina**

Boisduval scale - possibly the world's worst orchid pest

Boisduval scale or as I like to call it "Coconut scale" (because it looks like sprinkled desiccated coconut) is easily the worst and most difficult pest to control.

Even when dead, it still looks alive and confuses the poor orchid grower.

It seems to affect Cattleya alliance orchids most often, but also enjoys giving Australian Dendrobiums a good infestation.

At "The Australian Orchid Nursery" we don't have Coconut scale, its only when we buy in new stock or purchase rarities from old collections that it sneaks back in.

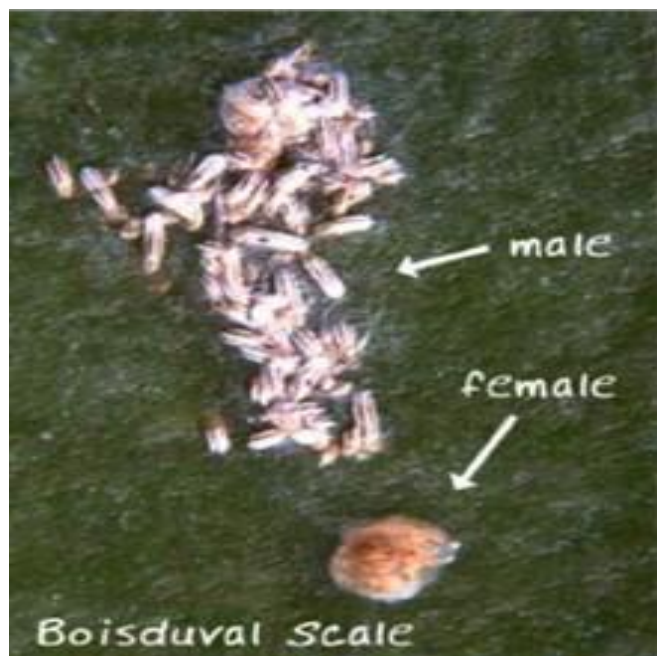
This is the reason for this article is because a highly valuable breed stock orchid 'Dendrobium Jazz Windsor Downs' just turned up with two badly infested leaves as seen in the photos added.

For control we use Confidor and Confidor or Initiator Pills tablets.

Secondly we spray heavily with Diazanon.

This gives us total control.

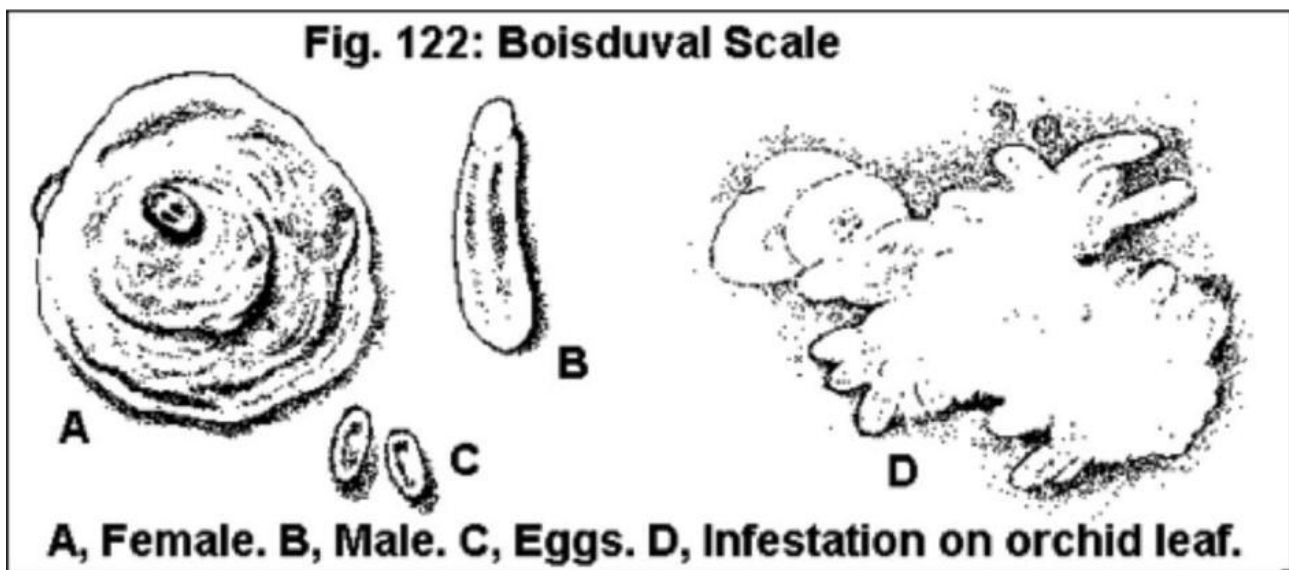
We don't use or recommend oils such as Eco Oil, white oil or summer oils, due to the damage that may occur in the warmer months. Also a great tip. Scrub off the old dead scale using a stiff toothbrush and a little soapy water. Can't tell if they are alive or dead unless you remove the controlled dead ones.



(From Orchids -World) The damage is not restricted to one place. Boisduval scales can be found in the leaf axils, hidden under sheaths, under new leaves, close to the ground near the roots, on pseudo bulbs, bark, aerial portions of the plant, etc.

When you notice leaves with yellow stains if you lift the leaf, under the leaf you will notice a "white messy looking mass" of Boisduval scale. A colony of thousands of nymphs is ready to desiccate your orchids. Often you can recognize the adult males and females. All orchids are attacked: Brassias, Bulbophyllums, Cattleyas, Cymbidiums, Dendrobiums, Encyclias, Epidendrums, Oncidiums, Vandas, etc.

If you get Boisduval Scale it is extremely difficult to get read of it. Some suggest keeping plants apart so that their leaves do not touch to stop "crawlers" moving from infested plants onto clean ones; however, that's not the answer.



From <http://www.orchidplantcare.info/orchids-scale/>

The life cycle of scale is very brief. Scale moves from eggs, to the nymph stage called crawlers, to adults in the matter of a little less than two months, and there may be several generations of scale within a year. These cycles are fastest in an indoor or greenhouse environment. As a result, management, once orchids have been infested, is very difficult.

The caretaker must be very persistent in his or her approach and must apply treatment at least every ten days. If you have been using the same treatment for more than a few months and still have scale problems, you must switch treatments as some of the scale may have become immune.

The scale is most easily treated during its crawler stage; this is also the stage when it moves between plants. The last stage of the life cycle for a female scale is when it hardens and lays eggs under the protective covering that it is named for.

Once the eggs are laid and the shield is hard the scale dies.

**Article from Australian Orchid Nursery.
58 Mornington-Tyabb Road, Tyabb, Victoria 3913.
Phone: 03 5977 3122**

Notes Confidor is difficult to obtain Congaurd is a good replacement. Diazanon has been banned

<https://www.yates.com.au/ideas-plans/protecting-bees/understanding-threats-to-our-bee-population/>

Members Photo's



Oncidium Tiger Crow
George & Helena



Rlc. Kasuma Rainbow
Patrick & Heather



Cym. Muffin Surprise 4 #
George & Helena



Onc. Chian -Tzy Golden No.3
Steven



Lyc. Shonan Melody GS
Marty & Anita



Cym. Little Sarah 'Perfection' Roger



Ctt. Scarlet Imp 'Amy'
Marty & Anita



Rlc. Persepolis "Splendour"
Tom & Kirsten



Paph. Fruit Cake - Marty & Anita



Cym. Sara Jean - Roger



Rlc. Burdekin Wonder
Tom & Kirstin



Rlc. Princess Masako "Miyabi"
Tom & Kirstin



Cym. Paradisian Bell
George & Helena

Species

July flowers in the green house

The good times continue despite the cold conditions with new additions to the list of flowering species. Leaf drop continues particularly in *Dendrobium* spp. *Bulbophyllum* species are progressing with new growths and the appearance of many flowering buds.

I have provided images of some of the more interesting flowers. **Wayne Harris**




Vanda lamellata



Bulbophyllum gracillimum



Phalaenopsis aphrodite



Bulbophyllum laxiflorum



Renanthera histrionica



Cleisostoma simondii



Bulbophyllum angustifolium



Laelia superbiens



Ludisia discolor



Angraecum distichum



Ceratostylis incognita



Dendrobium toressae



Ceratostylis radiata



Vanda brunnea



Dinema polybulbon



Rhy. gigantea 'Cartoon' - Charlie & Gina



Phal. equestris - Charlie & Gina



Ancistrochilus rothschildianus
Rod & Jan



Cymbidium mastersii - Rod & Jan



Holcoglossum kimballianum
Rod & Jan

Pronunciation of the more common genera and nothogenera in the Sub-tribe Aeridinae

The Tribe Vandeeae contains 4 Sub-tribes. Aeridinae is the largest Sub-tribe containing 83 Genera and 1314 Species.

The other large Sub-tribe is Angeaeacinae containing 47 Genera and 762 Species.

This month, I deal only with Aeridinae, leaving the other Sub-tribes for a later edition. Charlie McMonagle

Genus Name	Abbreviation	Pronunciation	Combination
Acampe	Acp.	(a-CAM-pee)	
Aerides	Aer.	(ay-air-EE-deez)	
Arachnis	Arach.	(a-RAK-nis)	
Cleisostoma	Cleis.	(cly-sos-TOME-ah)	
Holcoglossum	Holc.	(hole-koh-GLOSS-um)	
Luisia	Lsa.	(lew-is-EE-ah)	
Papilionanthe	Ple.	(pap-ee-lee-oh-NAN-thee)	
Paraphalaenopsis	Pps.	(pair-ah-fail-en-NOP-sis)	
Phalaenopsis	Phal.	(fail-eh-NOP-sis)	
Plectorrhiza	Plrhz.	(pleck-TOR-rye-zah)	
Renanthera	Ren.	(ren-ANN-ther-ah)	
Rhinerrhiza	Rhin.	(rhine-er-RISE-ah)	
Rhynchostylis	Rhy.	(rin-KOH-sty-liss)	
Robiquetia	Rbq.	(row-bee-KET-ee-ah)	
Saccolabium	Slm.	(sak-koh-LAY-bee-um)	
Sarcochilus	Sarco.	(sar-koh-KYE-luss)	
Seidenfadenia	Sei.	(si-den-fah-DEEN-ee-ah)	
Taeniophyllum	Tae.	(tee-nee-oh-FILL-um)	
Thrixspermum	Tx.	(thrix-SPERM-um)	
Trichoglottis	Trgl.	(trick-oh-GLOT-tis)	
Vanda	V.	(VAN-dah)	
Vandopsis	Vdps.	(van-DOP-sis)	
Aeridovanda	Aerdv.	(ay-air-EE-doh-VAN-dah)	Aer. x V.
Aranda	Aranda	(a-RAN-da)	Arach. x Vanda
Aranthera	Arnth.	(ar-an-THER-ah)	Arach. x Ren.
Burkillara	Burk.	(bur-kill-ARE-ah)	Aer. x Arach. x V.
Holttumara	Holtt.	(holt-um-ARE-ah)	Arach. x V. x Ren.
Joannara	Jnna.	(jo-ann-ARE-ah)	Ren. x Rhy. x V.
Luisanda	Lsnd.	(les-is-AND-ah)	Lsa. x V.
Mayara	May.	(may-ARE-ah)	Ple. x V. x Ren.
Papilionanda	Pda.	(pap-ee-lee-oh-NAN-da)	Ple. x V.
Pararenanthera	Prn.	(para-ren-ANN-ther-ah)	Pps. x Ren.
Paravanda	Pv.	(para-VAN-da)	Pps. x V.
Perreiraara	Prra.	(pair-air-a-ARE-a)	Aer. x Rhy. x V.
Plectochilus	Plchs.	(pleck-toe-KYE-luss)	Plrhz. x Sarco.
Renades	Rnds.	(ren-AH-deez)	Aer. x Ren.
Renaglottis	Rngl.	(ren-ah-GLOT-tis)	Ren. x Trgl.
Renanopsis	Rnps.	(ren ann-OP-sis)	Ren. x Vdps.
Renanstylis	Rnst.	(ren-ann-STY-liss)	en. x Rhy.
Renantanda	Rntda.	(ren-ann-TAN-dah)	Ren. x V.
Renanthopsis	Rnthps.	(ren-ann-THOP-sis)	Phal. x Ren.
Rhinochilus	Rhincs.	(rhine-oh-KYE-luss)	Rhin. x Sarco.
Rhynchonopsis	Rhnps.	(rink-oh-NOP-sis)	Phal. x Rhyn.
Rhynchorides	Rhrds.	(rink-oh-RYE-deez)	Aer. x Rhy.
Sarconopsis	Srnps.	(sar-koh-NOP-sis)	Phal. x Sarco.
Seidenanda	Snn.	(sy-den-AN-da)	Sei. x V.
Sweetara	Sw.	(sweet-ARE-ah)	Pps. x Rhy. x V.
Trichovanda	Trcv.	(trik-oh-VAN-dah)	rgl. x V.
Vandachostylis	Van.	(van-dah-ko-STYE-liss)	Rhy. x V.
Vanchoanthe	Vct.	(van-dah-ko-ANN-thee)	Ple. x V. x Rhy.
Vandaenopsis	Vdnps.	(van-deh-NOP-sis)	Phal. x V.
Vandaglossum	Vg.	(van-dah-GLOSS-um)	Holc. x V.
Vanvanda	Vvd.	(van-VAN-dah)	V. x Vdps.

Nambour Orchid Society



Nambour Orchid society meets on the 4th Saturday each Nambour Uniting Church Hall, Coronation Ave., Nambour

Business meeting commences at 12.45pm prior to the cultural meeting.

Cultural meeting Follows the business meeting at 2pm.

All members and visitors are welcome to both Business and Cultural meetings.

Plants are to be tabled for judging by 1.30pm .

Charlie's Cultural corner from 1.15pm to 1.45pm each meeting day.

The Species Appreciation Group is held monthly from February to November at member's homes .

Contact the Secretary for details. at nambourorchids@gmail.com

All **STOCQ** members welcome. Bring your species plants, a chair, a cup and a plate to share for afternoon tea

Patron	Graham & Beryl Robertson		
President	Gina McMonagle	07 5439 6353	
Vice President	G Robertson	07 5442 1288	
Secretary	Alison Parkes	07 5441 7201	nambourorchids@gmail.com
Treasurer	Jean Harris	07 5445 3307	
Editor	Richard Hand	07 5442 2879	rhand39@gmail.com

All correspondence to the Society should be addressed to nambourorchids@gmail.com

Articles for inclusion in the Newsletter should be sent to the editor at editornambourorchids@gmail.com

Send all adds, articles and photos etc. no later than 2 weeks prior to the monthly meeting

FOR SALE : NOS. members may use space in the Newsletter to sell Orchid related items free of charge.

Members can sell Orchids or foliage plants at our meetings. Only plants that we would use in show displays are permitted. **Please remember to add your gold coin donation to the honesty box.**

**Direct deposits for Shirts, name Badges and Membership are encouraged to the Club Bank Account.
Commonwealth Bank BSB 064424 A/c No 00909232.**

Add your name as a reference so our Treasurer knows who the money is from.

Club shirts are available , cost to members, \$25 for shirt with logo + \$5.50 if you require a pocket

Name badges, cost is \$7.00 for new members after attending 3 meetings, or \$10.95 for a replacement

PO Box 140, Nambour QLD 4560 _nambourorchids@gmail.com www.nambourorchidsociety.com



Supporters of Cittamani Hospice Services

Cittamani Hospice Services are in Palmwoods and provide end of life palliative care for people in need in their own homes.

They also provide essential equipment free of charge for patients use in their own home.